




**DEFENCEPUBLICSCHOOL**


**CLASS-K.G**

**SUMMERHOLIDAY**

**HOMEWORK**

**2023-24**





**Learning is the beginning of wealth,  
Learning is the beginning of health.  
Learning is the beginning of the spirituality,  
Searching and learning is where the miracle process all begins.....**

**ACTIVITY – Alphabets recognition through Pictures.**

**LEARNING SKILLS:-**

- Oral repetition of alphabet everyday by child.
- To enhance vocabulary, use at least 3 new words with your ward every day.
- Recognition of both Capital and Small Alphabets with the help of Alphabet Chart.

**WRITING SKILLS:-**

- Capital and Small Alphabets pasting by child in Project File.
- Pasting of 3 new objects with that Alphabet.
- Worksheet of Capital Alphabets A to Z.
- Worksheet of Small Alphabets a to g.





**Family is the one of nature's masterpieces,  
Family is where life begins and love never ends.**

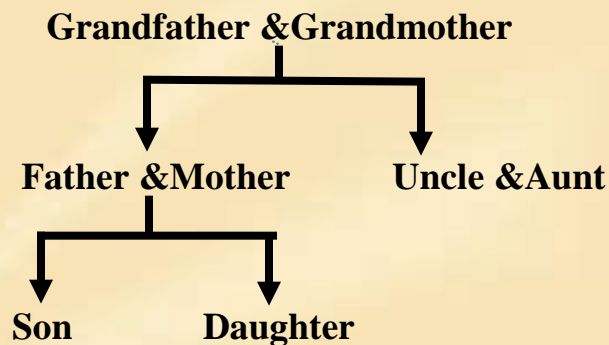
**ACTIVITY – Family Tree.**


**LEARNING SKILLS:-**

- Show your wall pictures of family members with their names and relation with them.
- Hierarchy order according to age.

**WRITING SKILLS:-**

- Make a Family Tree with Hand Impression and paste photos of family members on it.
- Also label them according to genealogy (lineage).  
E.g.





**In the colorful world of vegetables,  
Pull out your paints,  
Roll your sleeves. Take the vegetable out of fridge  
And create the impression on your Project Page.**

**ACTIVITY – Vegetable Impression.**

**LEARNING SKILLS:-**

- Take your child to the Green Grocer and help him/her to recognize various vegetables and fruits.
- Color recognition benefit.
- Vegetable and Fruit recognition.

**WRITING SKILLS:-**

- Vegetable impressions with vegetable name in Project File.
- Worksheet of E.V.S. – names of vegetables and fruits & color them.



Longer days and shorter nights,  
Dark shades and brighter lights.  
Favorite music and best friends,  
Keep away pencils and keep away pens.  
It's time to put your creativity on the Project File,  
Take the match sticks and make the shapes.



**ACTIVITY** –

Shape making through Match Sticks.

**LEARNING SKILLS:-**

**SHAPE RECOGNITION AND LEARNING.**

**WRITING SKILLS:-**

- Shape making with match sticks.
- Dab ear buds in colors and fill inside the shapes.
- Worksheet of Maths counting 1 to 50.
- Shapes, Tall & Short, Big & Small, etc.

जिसका उपयोग आप दुनिया को  
बदलने के लिए कर सकते हैं।

गतिविधि व्यंजन सम्बंधित वस्तु विशेष चित्र चिपकना।

**शिक्षण कौशल**

विभिन्न व्यंजन सम्बंधित वस्तु विशेष का अध्ययन।

- वस्तु विशेष का अध्ययन।
- हिंदी वर्णमाला का अध्ययन।

**अधिगम कौशल:-**

क से ण तक व्यंजन।

चित्र सम्बंधित मिलान।

व्यंजन से व्यंजन सम्बंधित मिलान।



## **PLEASE NOTE**

1. All the pasting work should be done in project file.
2. All the worksheets to be done in respective note books.

## **SOME GENERAL SUGGESTIONS**

Children can: (Parents may help them with the activities given below)

1. Help their parents /grandparents in household chores.
2. Keep their plate in the kitchen after every meal.
3. Research ways in which they can save water and electricity
4. Ask grandparents to narrate bedtime stories.
5. Expose themselves to sunshine every day specially at around 6.00a.m and 6.00 p.m. as it is rich in vitamin D).
6. Limit their daily screen time .
7. Listen to music, dance and talk about people around them.
8. Indulge in outdoor games for a minimum 2 hours on each day.
9. Watch Animal Planet, Discovery Channel, National Geographic.
10. Donate toys, clothes and book to the poor and needy.
11. Use magic words: **PLEASE, SORRY, THANK YOU , EXCUSE ME ETC.**